

## Finnish Rally Championship

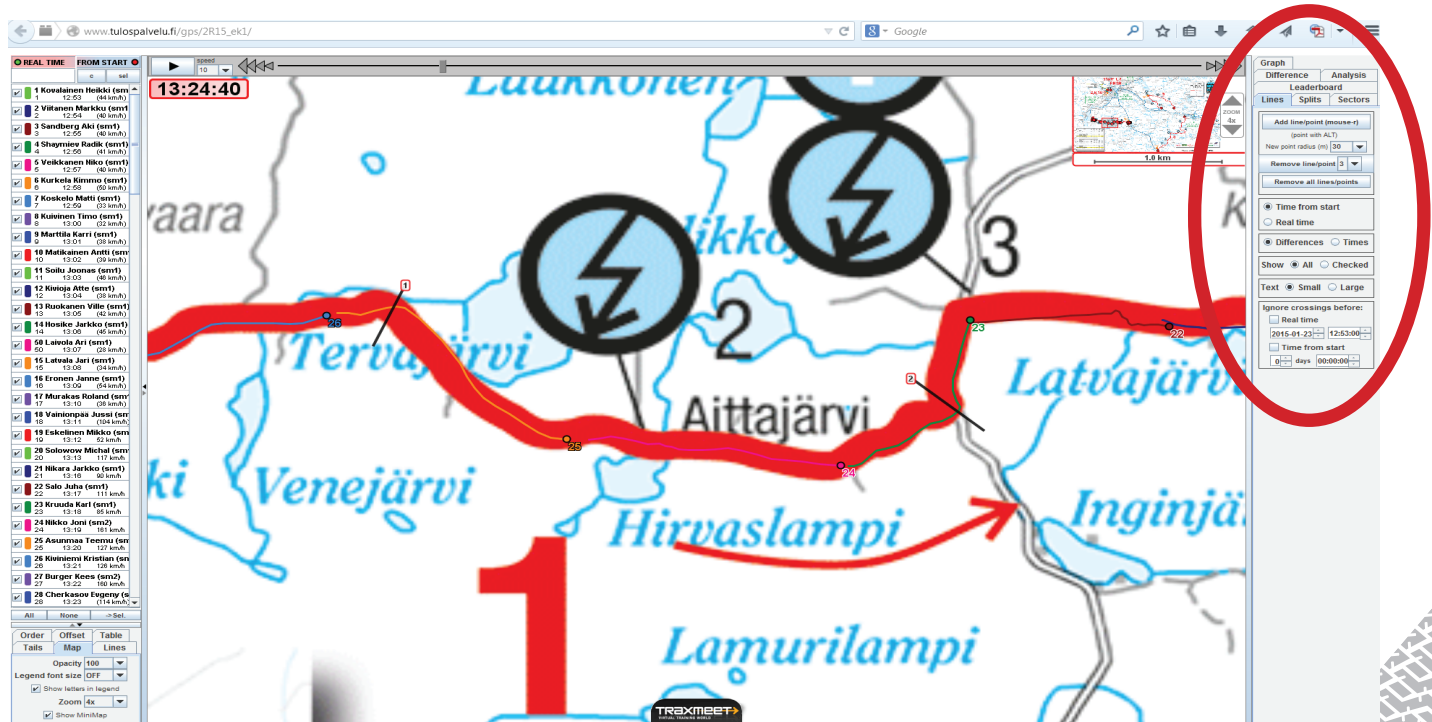
# Replay Guide to GPS Tracking

After each event, Finnish Rally Championship offers a link for each Special Stage's GPS tracking for various analysis between drivers, which are not yet available in the online service.

One of the most interesting features is split timing, short instructions can be found below. It allows you to choose your own split points and the competitors you wish to follow.

### Main display

The post-event tracking differs from the online version e.g. by offering a tool box at the top right corner of the display. Here you can control e.g. the split timing.

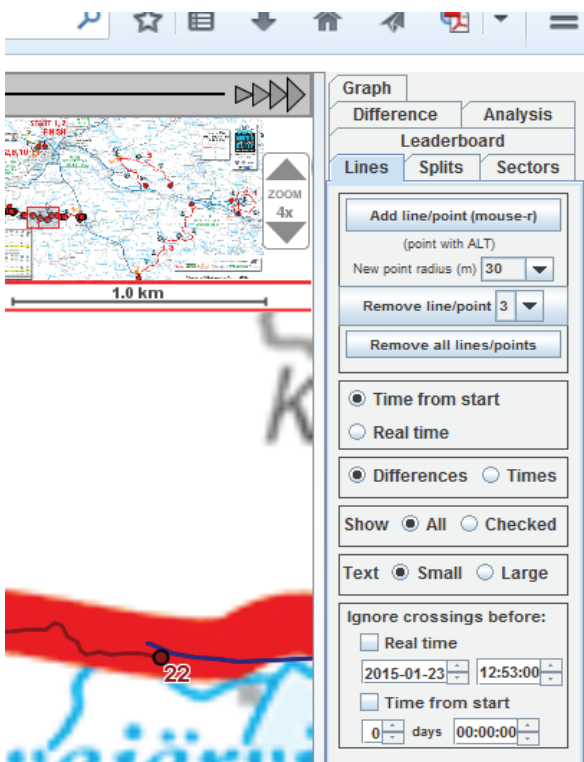


21	Nikara Jarkko (sm1)	21	13:16	90 km/h
22	Salo Juha (sm1)	22	13:17	111 km/h
23	Kruuda Karl (sm1)	23	13:18	85 km/h
24	Nikko Joni (sm2)	24	13:19	161 km/h
25	Asunmaa Teemu (sm)	25	13:20	127 km/h
26	Kiviniemi Kristian (sm)	26	13:21	128 km/h
27	Burger Kees (sm2)	27	13:22	180 km/h
28	Cherkasov Evgeny (s)	28	13:23	(114 km/h)

### Lines and dots

At bottom left, there is your regular online toolbox. From there, please choose

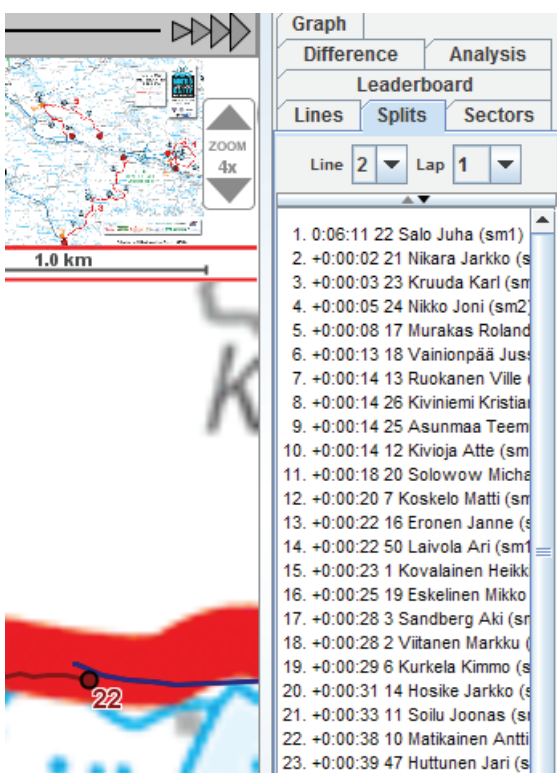
- under "Map" tab set "Legend font size" to "OFF", so you get rid off the second name list
- under "Lines" tab you can set line thickness etc.
- from the name list you can choose who to follow



## Setting split time points

Toolbox on top right you can choose where to have split points, select drivers and timing options

- go to "Lines" tab
- click "Add line/point"
- move your mouse on the map to where you wish to set a split point
- press "Alt" key and right click with your mouse to draw a line over the stage road
- choose "Time from start" to get comparison from SS start to the point chosen
- "Differences" shows difference to fastest; "Times" shows real time when the point was passed
- "Show all" = shows all drivers; "Show checked" = shows chosen ones (ticked in the list on the left)
- you can add as many split points on a stage as you wish

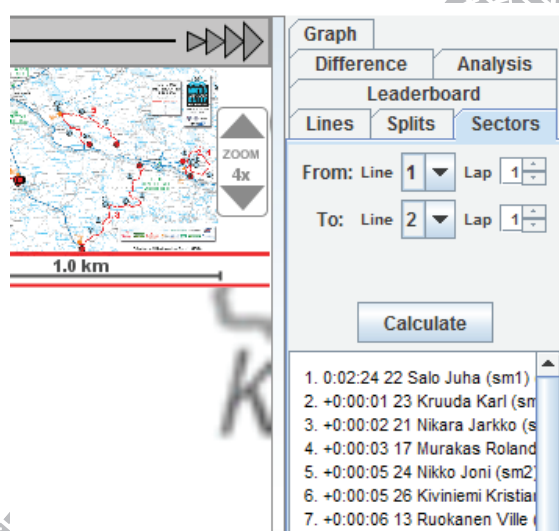


## How see the split times

- go to "Splits" tab
- choose split point number from "Line" drop menu
- ignore "Lap"
- shows a list with time for fastest driver at the point chosen (according to GPS, at the finish line may differ from actual results!) and difference to him for the others (h:mm:ss)

## Sector time comparison

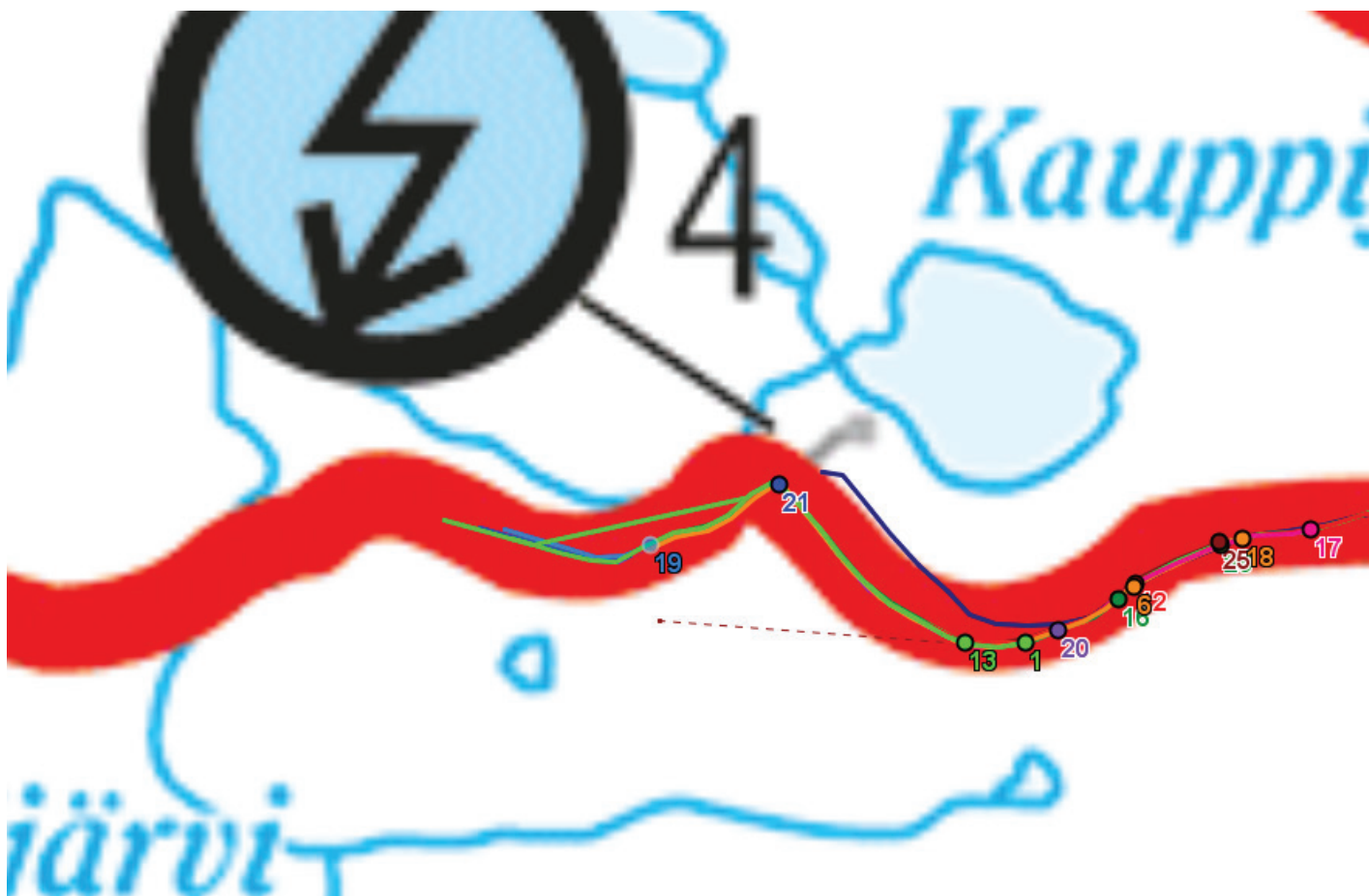
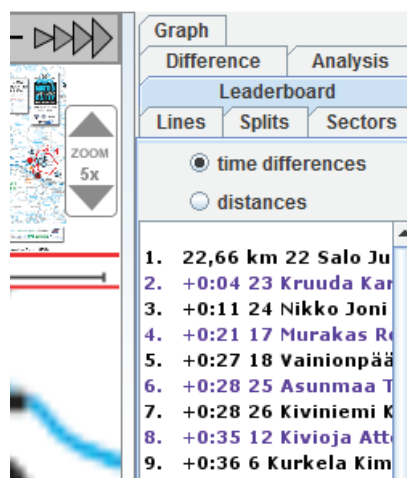
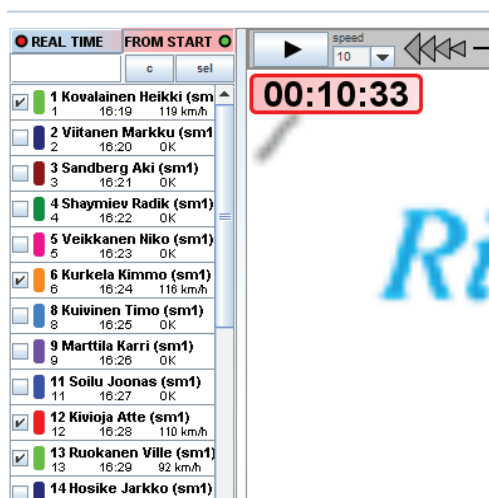
- go to "Sectors" tab
- choose "From" and "To" split sector lines for comparison
- this way you can e.g. compare different drivers' performance on different types of roads



## “Mass start” option

A good way to compare your driving to others, is the mass start option of the tracking. This can be activated as follows:

- on the left, choose drivers for comparison
- above the list, choose option “From Start”
- on the right, go to tab “Leaderboard” and choose “Time difference”
- on the left, press PLAY and see the result below (e.g. Siikakämä with top cars from SM1 and SM2)



## Comparison of two drivers

On the "Graph" tab you can compare two drivers on a given stage.

- on the right, choose "Graph" tab in the toolbox
- tick the box "Show graph"
- choose below the two drivers you wish to compare

The end result is a graph which shows the difference between the drivers in seconds (on the Y-axis) and the stage distance in kilometres (on the X-axis), see below.

