

RALLY GUIDE





Lahti 9.7.2017

I have the great pleasure to welcome You to "the one and only" Lahti Historic Rally 2017!

Our rally has gathered together the best Finnish and foreign Historic rally drivers. There are 60 crews, with considerable amount of fine historic cars in the entry list, from seven different European countries.

The organization of the rally has largely been reformed. The organizing association is nowadays Lahti Historic Rally ry, which has brought together six highly experienced organizing clubs including the former organizer, Poppoo Team from Lahti.

The route has also experienced a tremendous change. More than 80% of the special stages are totally new – some even very fast-paced and demanding, so the speed must be right from the first meters on if you desire to succeed.

On Friday, the Rally runs in northwest/ west of Lahti and on Saturday in south-east/ south of Lahti. Both days consist of three different special stages, each will be run twice.

I'd kindly ask you to pay special attention to the route reconnaissance, because there might be farmers working on the fields. Thus, there could be large vehicles moving along the route during the reconnaissance. Remember to obey speed limits and follow proper driving habits especially in built-up areas and courtyards. Timetables for reconnaissance are planned so that you have no need for speeding.

With fair attitude, fellowship and good co-operation we all achieve memorable and great event for ourselves, for other competitors and for the audience.

I wish You and Your team good luck for the Rally!

Juha Kukkonen
Clerk of the Course
Lahti Historic Rally 2017



1. GENERAL INFORMATION ON THE RALLY

1.1 RALLY PROGRAMME

Wednesday 19.7.2017

- 07:30 Rally office opens at Rally HQ, Salpausseläntäkatu 8, 15110 Lahti
Administrative checks, Road Book, competitor numbers and documents issued to competitors
- 09:00 Route reconnaissance begins
- 18:00 Route reconnaissance ends
- 19:00 Rally office closes
- 19:00 Welcome Party, Restaurant Voitto, Salpausseläntäkatu 8, 15110 Lahti

Thursday 20.7.2017

- 06:30 Rally office opens
- 07:00 Route reconnaissance begins
- 14:00 First Stewards' meeting
- 15:00 Scrutineering begins at Autosalpa Oy, Vanhanradankatu 2, Lahti
- 16:00 Reconnaissance ends
- 19:00 Scrutineering ends
- 19:00 Press Conference at Rally HQ, Salpausseläntäkatu 8, 15110 Lahti
- 19:00 Rally office closes
- 20:00 List of crews admitted starting and exact start times will be published

Friday 21.7.2017

- 07:30 Rally office and Press office opens - **collection of timing transponders & GPS devices begin**
- 10:30 Competitors enter start park
- 11:01 Start of leg 1, Lahti harbor, Satamakatu 7, 15140 Lahti
- 20:00 Press office closes
- 20:00 Finish of leg 1, Parc fermé, Hansatalo parking hall
- 21:30 Publication of partial unofficial classification of Leg 1
- 22:00 Publication of starting order for Leg 2
- 23:00 Rally office closes

Saturday 22.7.2017

- 07:00 Rally office opens
- 08:00 Press office opens
- 08:01 Start of Leg 2, Hansatalo parking hall
- 17:30 Finish at Lahti harbor, Satamakatu 7, 15140 Lahti
Ceremonial prize-giving at the podium ramp, Parc fermé,
- 17:30 Final checks
- 20:00 Publication of provisional final classification
- 20:00 Rally office and Press office closes

1.2 RALLY OFFICE CONTACT DETAILS



Contact Details for Rally HQ 19.-22.7.2017

Lahti Sports Center, Stadium Salpausseläntie 8, 15110 Lahti

Tel: +358 40 933 3751
E-mail: sini.miettinen@lahtihistoricrally.fi
Internet: www.lahtihistoricrally.fi
Secretary of the Competition: Ms. Sini Miettinen

Opening hours

Wednesday	19.7.	07:30 – 19:00
Thursday	20.7.	06:30 – 19:00
Friday	21.7.	07:30 – 23:00
Saturday	22.7.	07:00 – 20:00

MEDIA CENTRE 21.-22.7.2017

Lahti Sports Center, Stadium Salpausseläntie 8, 15110 Lahti

Telephone: +358 44 330 8710 / Mr. Jani Seppälä
E-mail: sivuluisumeister@gmail.com
Internet: www.lahtihistoricrally.fi
Press Officer: Mr. Jani Seppälä

Opening hours

Friday	21.7.	07:30 – 20:00
Saturday	22.7.	08:00 – 20:00

PERMANENT SECRETARIAT (before the rally)

Lahti Historic Rally ry
c/o Ms. Sini Miettinen
Tel. +358 40 933 3751
E-mail: sini.miettinen@lahtihistoricrally.fi
Internet: www.lahtihistoricrally.fi



Competitors' Relations Officer (CRO)



CRO: Simo Pärnänen. +358 440 747 120, E-mail: simo.parnanen@gmail.com

The CRO will operate at key points of the rally throughout the duration of the event, and he will help the competitors in all their problems and will be available at scrutineering, start, regroupings, parc fermé and finish.

1.3 ENTRY FEES AND PACKAGES

The packages include the following:

- | | |
|------------------------------------|-----|
| • Road book | 1 |
| • Route maps | 3 |
| • Service plates | 1 |
| • Number plate for recce car | 1 |
| • Number plates for rally car | 2+1 |
| • Rally plate | 1 |
| • Scrutineering card | 1 |
| • Rally Passes | 2 |
| • Tickets for the Wellcome Party | 2 |
| • Lunch coupons for Saturday 22.7. | 2 |

The materials can be picked up from the Rally Office at the Rally HQ during the administrative checks. Lunch is served for drivers during the service pause on Saturday 22th Jul at Restaurant Voitto. To get the lunch, competitors must present their lunch coupons (included in competitor`s materials). Others will have to buy their lunch.



On Friday 21th Jul during the service pause there is lunch available at an affordable price. **Only a cash payment is possible.**

Tickets for the Welcome Party on Wednesday 19th Jul at Restaurant Voitto are included in competitor's materials, but registration via e-mail sini.miettinen@lahtihistoricrally.fi is needed beforehand by Friday 14th Jul. Additional tickets for the Welcome Party are available in the Rally Office (price 30€ in cash only), but we need registration beforehand as well by Friday 14th Jul via e-mail sini.miettinen@lahtihistoricrally.fi.

1.4. ITINERARY AND SCHEDULE

The rally is run according to following schedule (changes possible):

FRIDAY 21 TH JULY 2017									
LEG 1 - SECTION 1 + 2									
TC	Location	SS distance	Liaison distance	Total distance	Target time	1 st Regularity car due	1 st Lahti Historic Rally car due	120 th car due	Road closed
0	CEREMONIAL START / Start Leg 1					10:01	11:01	13:13	
1		-	41,38	41,38	1:05	11:06	12:06	14:18	
SS 1	VÄÄKSYN VARAOSA JA TARVIKE OY	12,92	-	-	-	11:09	12:09	14:21	10:00 - 21:15
2			21,70	34,62	0:58	12:07	13:07	15:19	
SS 2	LAMMIN VARAOSA	13,18	-	-	-	12:10	13:10	15:22	11:00 - 22:15
3		-	5,45	18,63	0:32	12:42	13:42	15:54	
SS 3	KOSKIKARTANO	12,35	-	-	-	12:45	13:45	15:57	11:15 - 22:30
3 A	Service A IN	-	9,91	22,26	0:32	13:17	14:17	16:29	
	SERVICE A	-	-	-	0:45				
3 B	SERVICE A OUT, REGROUP IN					14:02	15:02	17:14	
	REGROUP				0:15				
3 C	REGROUP OUT					14:17	15:17	17:29	
4			21,79	25,40	0:46	15:03	16:03	18:15	
SS 4	LAHDEN JA HEINOLAN VARAOSAEXPERTI	12,92	-	-	-	15:06	16:06	18:18	10:00 - 21:15
5			21,70	34,62	0:58	16:04	17:04	19:16	
SS 5	LAMMIN BETONI	13,18	-	-	-	16:07	17:07	19:19	11:00 - 22:15
6			5,45	18,63	0:32	16:39	17:39	19:51	
SS 6	NESTE TUULOS	12,35	-	-	-	16:42	17:42	19:54	11:15 - 22:30
6 A	Service B IN	-	43,62	55,97	1:25	18:07	19:07	21:19	
	SERVICE B	-	-	-	0:40				
6 B	Service B OUT					18:47	19:47	21:59	
6 C	Parc Fermé IN / Finish Leg 1	-	1,94	1,94	0:10	18:57	19:57	22:09	
TOTAL		76,90	172,94	253,45	8:56				

SECTION 1

SECTION 2



SATURDAY 22 TH JULY 2017									
LEG 2 - SECTION 1 + 2									
TC	Location	SS distance	Liaison distance	Total distance	Target time	1 st Regularity car due	1 st Lahti Historic Rally car due	160 th car due	Road closed
6 D	Parc Fermé OUT / Start Leg 2					7:01	8:01	10:42	
7		-	55,56	55,56	1:30	8:31	9:31	12:12	
SS 7	WESTMAC	12,36	-	-	-	8:34	9:34	12:15	7:30 - 20:30
8		-	19,47	31,83	0:54	9:28	10:28	13:09	
SS 8	AUTOSALPA	12,13	-	-	-	9:31	10:31	13:12	8:30 - 21:30
9		-	13,19	25,32	0:38	10:09	11:09	13:50	
SS 9	LAHDEN KAUPUNKI	11,23	-	-	-	10:12	11:12	13:53	9:00 - 22:00
9 A	Service C IN	-	31,84	43,07	1:08	11:20	12:20	15:01	
	SERVICE C	-	-	-	0:45	-	-	-	
9 B	Service C OUT / Regroup IN	-	-	-	-	12:05	13:05	15:46	
	REGROUP	-	-	-	0:15	-	-	-	
9 C	Regroup OUT					12:20	13:20	16:01	
10		-	51,34	51,34	1:20	13:40	14:40	17:21	
SS10	MOTOPALVELU NIEMITALO OY	12,36	-	-	-	13:43	14:43	17:24	7:30 - 20:30
11		-	19,47	31,83	0:54	14:37	15:37	18:18	
SS 11	MOOTTORIPARKKI.FI	12,13	-	-	-	14:40	15:40	18:21	8:30 - 21:30
12		-	13,19	25,32	0:38	15:18	16:18	18:59	
SS 12	LAUNEEN AUTOLASI	11,23	-	-	-	15:21	16:21	19:02	9:00 - 22:00
12 A	CEREMONIAL FINISH / Finish Leg 2		33,84	45,07	1:09	16:30	17:30	20:11	
TOTAL		71,44	237,90	371,16	9:29				
LAHTI HISTORIC RALLY		SS distance	Liaison distance	Total distance	Total time				
TOTAL LEG 1 + LEG 2		148,34	410,84	559,18	18:25				

SECTION 1

SECTION 2

2. IMPORTANT TO KNOW – BEFORE THE RALLY

2.1 ACCOMMODATION

Accommodation inquiries and bookings:

Hotel Cumulus City Lahti
 Kauppakatu 10, 15140 Lahti
 Tel. +358 200 550 55 (0,17€ /call + 0,75 €/min)
 E-mail my.reservation@restel.fi
 Internet <https://booking.restel.fi/en/index.html>

Promotion code HRALLY

There are also other hotels available in Lahti region.



2.2 CUSTOMS CLEARANCE FOR CARS AND EQUIPMENT

Competitors from the European Union

Competitors coming from the European Union do not need to make any special customs clearance. They may use their rally car in Finland for 30 days without clearing it, for the service vans the time is 6 months. Tyres and reserve parts can also be imported without clearance. It is always good to have a list of tools and equipment you bring into the country, in case you will be asked to prove what you had with you on the way in.

Competitors from outside the European Union

Competitors coming from outside the European Union will have to report at the customs on their way in. Please prepare a list of all the tools and equipment you are bringing with you. This list will be stamped at the customs and they may collect a guarantee fee (the amount is negotiable). Tyres are under customs as they are non-durable goods. The customs payment will be returned if the used tyres are exported from the country on the way out, as well as the guarantee fee, if all equipment is exported. For more accurate information, please contact the Finnish Customs Information Service at tel. +358 (0) 295 5201

2.3 DOCUMENTATION

Administrative checks will take place at the Rally HQ on Wednesday 19.7. between 07:30 – 19:00 and Thursday 20.7 between 06:30 – 10:00. Please remember to return "Reconnaissance & service staff info" –form and "Information for the announcer" form when checking in the Rally.

At the administrative checks, the following documents will be checked:

- drivers' FIA International Competitor's Licenses and driving licenses
- competitor/entrant license
- rally car's insurance cover towards third parties
- rally car's registration papers
- correctness of all information given on the entry form

Each competitor will be given a timing transponder and a GPS device for safety tracking system on Friday 21.7.2017 from 7:30 at Rally Office.

Timing transponder is used for event's official timing. User guides for them are in enclosures nr 5 and nr 6.

Collection of these devices is mandatory. Failure to observe this may lead to disqualification.

2.4. RECONNAISSANCE

The period of reconnaissance is fixed as follows:

Wednesday	19.7.2017	09:00 – 18:00
Thursday	20.7.2017	07:00 – 16:00

NOTE! Starting time of the scrutineering is on Thursday 20.7 at 15:00.



Number plate for reconnaissance car must be displayed at the top (middle) of the front windscreen and remain visible during reconnaissance. The reconnaissance car must comply with the Supplementary Regulations of this competition. (According to art 8.5.4).

The organizer has placed lightweight concrete blocks along special stages due to safety reasons. They are there also to prevent taking shortcuts. Concrete blocks are clearly marked and in place already during reconnaissance.

There is also one chicane (made of lightweight concrete blocks) on SS 9/12. It is clearly marked on the road already during the reconnaissance.

Note! There are fewer rally control signs along the route than usually. Not all turning signs are placed along the route.

Max speed limit is 80 km/h during reconnaissance on all special stages unless traffic signs or signs placed along the road by the organizer indicates otherwise. Speed limits along special stages are not marked in the Road book. Reconnaissance must always be made without endangering other traffic and people along the route.

The police and organiser oversee competitors' speed and driving method during reconnaissance. These officers might also drive against the route as many other road users.

Amount of reconnaissance on each special stage is free, but crews are not permitted to drive in opposite direction unless the organizer or officials permit it by giving instructions or orders.

The organizer monitors speed and general behavior of the competitors on the reconnaissance route, by using any kind of means.

These speed limits and restrictions are for our common good. If habitants along the route and nature suffer from the rally or reconnaissance and **if competitors endanger other traffic, it will make more difficult to organise rallies in the future.** There will inevitably be some inconvenience caused by the rally, but let's do our best to reduce that.

NOTE! Competitors are solely responsible for the damage caused during reconnaissance.

2.5 SCRUTINEERING

Technical scrutineering will take place at Autosalpa Oy, Vanhanradankatu 2, Lahti, on Thursday 20.7.2017 according to following schedule:

Time.	Number
15:00 – 15:58	1 - 30
16:00 – 16:58	31 - 60

NOTE! Technical scrutineering begins before the reconnaissance time ends.

Chief scrutineer will be Mr. Kari Vihmalaakso, tel. +358 500 822423



The drivers' equipment (helmets and flame-resistant clothing) will be checked at the scrutineering. On the special stages drivers must use these overalls, long underwear, balaclava, gloves (drivers only), socks and shoes according to FIA International Sporting Code App. L, chapter III, art. 2. Concerning the helmets, please consult the FIA International Sporting Code regulations, App. L, chapter III, art. 1.

Any team taking part in the Rally, must arrive at scrutineering with its car in accordance with the published timetable. However it is not mandatory for the first Driver and the Co-driver to be present in scrutineering, although it is recommended that both members of the crew are present. Any car reporting to the scrutineering area outside the prescribed time limits will not be allowed to start, except in the case of «force majeure» duly recognized as such by the stewards.

The Competitors must go to scrutineering only after having fixed the Rally plates and the Competition numbers. Cars not in conformity will not be verified.

An identity (photo)card bearing recent photos (4cm x 4cm) and the signatures of the two crew members and all the particulars of the car, must be displayed inside the car throughout the entire duration of the Competition and must be presented upon official request. Model of this card can be found as enclosure nr 3. Please note also, that both drivers' names and nationality flags must be affixed on fenders in front of the car, not on rear side windows.

The crew must present the FIA HTP to the FIA eligibility delegate who may keep it until the end of the event. If this is not submitted, the car may not start. The crew will get the FIA HTP back in the Parc Fermé after the finish of the Rally at the latest.

NOTE! All windscreen advertisements are banned during the rally, and must be removed when entering scrutineering.

All rally cars must have an A3 sized laminated SOS/OK sign either fixed to the inside-roof with magnets or placed well visible/ reachable to the rear side of Driver's seat or between the seats. The Organizer will offer this sign for foreign Competitors, if it is missing.

Cars are not allowed to be unloaded from trailers at scrutineering site. There is very little space and other traffic.

Insurances

All cars participating in the rally must have a valid obligatory traffic insurance towards third parties. In Finland, the 'Green Card' (International Motor Insurance Card) system is applied. For cars coming from countries outside the Green Card system and EEA-countries, a Nordic frontier insurance must be taken at the Danish, Finnish, Norwegian or Swedish border. Traffic insurance guarantees competitor's cover for civil responsibility towards third parties.

The organizer will issue third party insurance cover valid on special stages for cars registered abroad. Insurance certificate together with a special sticker will be handed to the teams before the start of the Rally – during check-in. The insurance sticker must be affixed on rally car before scrutineering.

The liability limit of Organizer's insurance is 504.564 EUR.



3. IMPORTANT TO KNOW – DURING THE RALLY

3.1 RUNNING OF THE RALLY AND SERVICING

3.1.1 Start

List of crews admitted starting and exact start times will be published in the Official Notice Board on Thursday 20.7. 2017 at 20:00.

There will be no Parc fermé at the start of the rally, but the Competitors are requested to enter the start area 30 minutes before their given start time.

Competitors and vehicles are under orders of the starter.

Time cards will be given at Start of the rally (TC 0). Sample of time card and instructions can be found at the event website www.lahtihistoricrally.fi

3.1.2 Service areas and servicing

Friday 21.7.2017

First service area is located at Lammin Betoni's yard. The first stop at service area is after SS 3.

In the service area, there is lunch available at an affordable price, 7 EUR (Soup, bread, cucumber slices and juice/water). Also, sausages, coffee, lemonade, water and ice cream are available.

Only a cash payment is possible.

Another possibility for service is after SS 6, the service area located in front of the Lahti Exhibition Center.

Saturday 22.7.2017

Service area after SS 9 is located in front of the Lahti Exhibition Center

NOTE: Service cars must enter the service area the same route than competitors. The route is marked in the route map.

During servicing, competitors have a possibility to have lunch at Restaurant Voitto (Salpausseläntäkatu 8, Lahti). Competitors must present their Lunch Coupons (included in competitor's materials) when going to the Restaurant Voitto.

Servicing is also allowed on road sections that are marked on the route map and in the road book. Please note that servicing in private yards and bus stops is strictly forbidden.

There is a 30 km/h speed limit in the service park. All infringements will be reported to the Stewards, who may impose sanctions to their discretion.

There are trash cans in the service area. Competitors and their crews must use them or take out own trash with them. This request concerns also servicing along the route.



3.1.3 Liquid substances

Competitors and their service crews are expected to handle fuel, oil and other liquid substances very carefully. Ground protective sheets, which can absorb oil and gas, must be placed under rally car and service car whenever servicing the rally car (service area and/or road section) under pain of exclusion.

Fire extinguisher (at least 6 kg) must be at hand all the time. Open fire is not allowed. Smoking is allowed only in marked areas.

If any competitor or their service crew breaks these rules, the Stewards may impose sanction up to exclusion.

3.1.4 Refuelling

Refuelling is forbidden in road sections under pain of exclusion. Refuelling is allowed only at petrol stations that are marked on the route map and the road book (pump fuel). **There are no refuelling areas at service areas.**

Petrol stations have clearly marked card or card/cash fuel pumps. Each competitor must have enough cash and/or credit card with them. We recommend Competitors to make themselves familiar with the refuelling places during the reconnaissance.

Refuelling at petrol stations

The engine must be stopped and crew should remain outside the car during refuelling. If crew stays in the car, safety belts must not be affixed. Competitor is solely responsible for the refuelling.

NOTE! For safety reasons, fuel tank must be as empty as possible when entering Parc Fermé (*Hansaparkki parking hall*) in the end of first leg.

3.2 FINISH, PRIZE-GIVING AND PARC FERMÉ

The finish podium will be located at the Harbor of Lahti. To be classified for the Rally, the Drivers has to pass the last time control of the event at Lahti Harbor, **early check-in is free and will not be punished.** All cars will be driven to a holding area. In this area, it is forbidden to make any service. From the holding area, marshals will guide the competitors to the finish podium.

Prize-giving ceremony on Saturday 22.7.2017 will start as soon as possible (at 17:30) after all cars driven to the Parc Fermé area.

The crews positioned 3th to 1st overall will drive to finish podium first, open doors, climb out, and will be interviewed. After interviews crews drive their car to the nearby Parc Fermé area (Lahti Aqua yard) under supervision of marshals. After that, the rest of crews will drive thru the podium in the order as they have arrived at the finish.

Then, immediately after all cars being driven to the Parc Fermé area, the crews return by foot to the area in front of the podium and prize-giving ceremony will start.

Firstly, the crews positioned 3th to 1st overall will get their prizes and flowers and winner's national anthem will be heard. Flags are raised to the flagpoles. Then champagne bottles are opened.

After that, all the others get their prizes (according to Supplementary Regulations art.13), first category and its classes first, then second category and so on.



NOTE! Cars are under parc fermé regulations all the time from the last time control to the end of parc fermé. The parc fermé will be opened when final classifications have been published (expected time 20:30).

3.3 STOPPING ON SS AND RETIREMENT

SOS and Green OK sign

You must use the SOS sign to get medical assistance for injured persons. The marshals have been instructed of its meaning. Show it to the marshals or to fellow competitors, so that they will know to call for help. If you see this sign given by another competitor, please give the message to the closest possible place (on Special Stages marked radio points or start/finish). If you do not require medical help, please show the green OK sign to the marshals and to your fellow competitors.

GPS tracking system device

The tracking device will be delivered with an emergency switch, which can be used to send a SMS to Rally Control Centre. There are two buttons on the switch. You may press any one of these to send the message.

Emergency message may only be sent if a crew member or any third person has been injured and needs immediate medical attention.

You will find an installation & user guide of this device in enclosure nr 6.

Retirement

If the crew has to retire from the competition, they must immediately notify the control centre. The telephone number can be found in the road book. **Please remember to collect your FIA passport from Rally Office in case of retirement.**

Vehicles that are left along a special stage, can be picked up only after the SS has been opened to public traffic. This rule applies to special stages that competitors drive twice.

3.4 CATCHING UP (NOT APPLICABLE TO THE LAST LEG)

Provision shall be made for a Driver who has missed, during a leg, a special stage or a circuit event and/or who did not check-in at the last time control of the leg, or place the car in Parc Fermé, to catch up and be re-admitted to the following leg. He will be given the worst overall time achieved in his category in that particular leg. If there are no finishers in his category then the next worst time in any appropriate category may be used. In all cases the penalty will be increased by a penalty of 60 seconds for each special stage missed.

He may be re-admitted to the following leg unless, prior to the posting of the classification for that leg, he informs the clerk of the course in writing of his intention to withdraw from the event.

Those Competitors wishing to be re-admitted must inform in written the clerk of the course within 30 minutes of publication of partial unofficial classification of 1st leg and report to the Parc Fermé 30 minutes before the start of the next leg.

The Clerk of the Course or Stewards may order the car being re-scrutineered.

This catching up is not applicable for the last leg of the Competition and to be classified, the car must have passed the last time control of the Competition within the time allowed.



The starting order for the newly admitted cars will be at the discretion of the Clerk of the Course (Supplementary regulations Art. 9.3.6.).

4. IMPORTANT TO KNOW

4.1 RADIO LICENCES

GSM and UMTS mobile stations, LA (CB), PR 27 and PMR 446 (analog and digital) telephones are exempted from licensing, provided they fulfill the requirements of relevant equipment standards and specifications. The use of all other kinds of radio transmitters is subject to a license issued by the Finnish Communications Regulatory Authority (FICORA). FICORA shall be notified of the frequencies in the equipment in question, upon which it will decide on assigning the customer a suitable frequency and will issue a license for the radio transmitter. Throughout the rally, the use of frequencies for amateur radio is prohibited.

Further information is available from Finnish Communications Regulatory Authority (FICORA), P.O. Box 313, FIN-00181 Helsinki, Finland, telephone +358 295 390 100, fax +358 295 390 270, internet: www.ficora.fi.

4.2 TOBACCO AND ALCOHOL ADVERTISING

Advertising of tobacco, tobacco products and imitations, as well as smokers' requisites is forbidden according to the Finnish legislation on cars, competition/service equipment and on the team members' outfits. The advertising of alcoholic beverages is limited according to the Finnish legislation to mild alcoholic beverages under 22% alcohol in volume. Such brand logos may appear on the competition and service vehicles, as well as on drivers' overalls during the event, but the appearance of drivers in advertisements of such beverages can be interpreted as connecting alcohol with driving and is therefore not allowed. For more information, please contact the secretariat.

4.3 RALLY PASSES

Rally Passes are available from certain service stations around Lahti area and costs 20 €/pcs.

4.4 MEDICAL INFORMATION

If you have a condition or injury that your treatment or research cannot wait for next business day, you are welcome to Akuutti24 hospital emergency department. Be sure to call before you go to Akuutti24, Tel +358 3 819 2385. Your need for care can already be estimated on phone. In the Acute 24 counseling you will be instructed by a specially trained nurse.

Akuutti24 is located next to the Päijät-Häme Central Hospital. The address is Keskussairaalankatu 7, 15850 Lahti.

In case of acute emergency, call 112.

5. DRIVING IN FINLAND

5.1 TRAFFIC RULES

Most traffic signs in Finland are international. By observing traffic regulations and speed limits, you can avoid danger.



Obligatory Safety Devices

In Finland, it is obligatory for the drivers and all passengers in the car to use safety belts both in front and in back seats. In addition, the children must use safety belts or other safety equipment designed for children. Their parents or driver of the car are held responsible for this.

Speed Limits

On densely populated areas there is a speed limit of 50 kph or it has been specifically shown with traffic signs. Entrance signs show you where the speed limit starts and ends. Outside these areas, the general speed limit is 80 kph. Any speed limit other than that will be indicated by a traffic sign varying between 30 and 120 kph. In addition to this, there are speed limits for certain vehicle types. Car towing a trailer may not drive faster than 80 kph. The same rule applies for trucks, for most of the busses and for the bigger vans. If you exceed the speed limit, you will be fined. Exceeding the limit by more than 30 kph means immediate withdrawal of driving license. **The organizer will control driving speeds and behavior in traffic during reconnaissance.**

Lights On - Also in Daylight

Driving lights (day lights) must always be lit. Fog lights may only be used during fog or heavy rain.

No Drunk Driving

In Finland, it is forbidden to drive drunken. Police who is controlling the traffic can order you to be breathalyzed. The limit for penalty is 0,5 per mill. Drunk driving will be penalised. In addition to this, your driving license will be withdrawn immediately.

Obey Traffic Rules

Drive on the right, overtake from the left. Give way to any vehicle coming from the right - bicycles, too. Give way to a bus leaving from the bus stop on areas where the speed limit is under 60 kph. In towns, you may use the bus lane only in case you are turning. Give way to pedestrians. Do not overtake without stopping a vehicle which has stopped within 5 meters before a pedestrian crossing or which stops you from seeing the pedestrian crossing. Give way to bicyclists and motorcyclists who are crossing the road when you are turning in a crossing.

It is forbidden to overtake on a yellow line on the road. Please overtake only when you can return to your own lane without endangering and disturbing other traffic. If a vehicle in front of you is turning left or is clearly going to do that you will always have to drive past it from the right. In Finland, it is also forbidden to stop or park the car on sidewalks and in parks, as well as on pedestrian crossings, on bicycle roads or in front of them. General disregard in traffic can be penalized, up to the withdrawal of driving license. Police controls behavior in traffic, especially overtaking and speed limits.

Watch Out for Animals

In Finland, there are lots of elks and deer. Warning signs mark the most frequent animal crossings. Animals tend to move especially at dawn and in dusk. Please remember that a crash with an animal might be disastrous.



5.2

GENERAL GUIDELINES OF POLICE OPERATIONS

Traffic Control

The objective of the police is to control traffic in order to maintain safety. All competitors must observe Finland's valid traffic code throughout the event. Most part of the route stretches over public roads with the competitors driving amongst civilian traffic. The police controls traffic of all the road users on roads near the rally, including the rally route, paying attention mainly to speeding and incorrect overtaking. Speed is controlled by portable radars and radars installed in cars.

Competitors' Offences

If a competitor's offence is observed by the traffic control of the police during the rally, the vehicle will be stopped and the crew briefly reported about the occurrence.

More serious offences, where a competitor may be guilty of dangerous driving of grave nature or serious disregard, can lead to an immediate temporary ban to drive and a withdrawal of driving license. In these instances, the police officer will inform the offender of the exact moment when his right to drive on expires. Serious disregard implies an offence of, for example, speed limit, overtaking ban or yielding obligations, which reflects in the offender a serious disregard towards road safety, yet is less serious than dangerous driving of gross nature. A driving ban of 4-12 weeks is normally imposed for serious disregard, well as the ban for dangerous driving of grave nature is 3-6 months. **EXCEEDING THE SPEED LIMIT BY 30 KPH CAN BE CONSIDERED SERIOUS DISREGARD.** This also applies to foreign competitors. The use or possession of radar detector in civilian traffic, even in vehicles or trailers registered in a foreign country, is forbidden.

Reporting of accidents and obligation to give assistance

Allways report accidents on special stages immediately to the organizer. As for accidents outside the special stages, there are prescriptions in the Finnish Traffic Code:

All parties in an accident must give their contact details to others involved and when asked to do so, they are obliged to give information about what happened. In case of serious injury, this must be reported to the police, no matter who is the guilty party.

The police must also be informed if there is damage to property and the owner or any other person are not present, who could be informed of the incident. Parties of an accident always have the responsibility to stop, help the injured to their best knowledge and to take part in the investigation of the accident.

In addition to this, all road users are obliged to help transporting any patient to the nearest hospital, should the patient's condition so require and should the vehicle in question be applicable to such purpose. The police wish the competitors welcome to Finland.



6. IMPORTANT TELEPHONE NUMBERS

General Emergency Number 112
Ambulance 112
Police 112

Emergency medicine and hospital
Akuutti 24 (ensihoito/päivystys)
Keskussairaalankatu 7,
15850 Lahti
Tel. +358 3 819 2385

Pharmacies
Yliopiston Apteekki
Aleksanterinkatu 13,
15140 Lahti
Open daily 7-23:00
Tel. +358 300 20200

Visit Lahti Information for Tourists
Aleksanterinkatu 18,
15140 Lahti
www.visitlahti.fi
+358 0300 472 222

Towing services
Autohinauspalvelu Oy
Tel. +358 400 523100

Hinauspalvelu Hietämäki
Tel. +358 40 759

Windscreen repairs
Launeen Autolasi Oy
Aukeankatu 2,
15610 Lahti
Tel. +358 400 631 932

Lahden Autolasikeskus
Hirsimetsäntie 7,
15200 Lahti
Tel. +358 3 7304124

Auto-Sirai Oy
Vaihdekatu 4,
15520 Lahti
Tel. +358 3 751 6348

7. ENCLOSURES

1. Map of Lahti city (trailerpark, Rally HQ, Scrutineering and Start/Finish area)
2. Reconnaissance & service staff info – form
3. Photo card
4. Information for the announcer –form
5. Timing transponder user manual
6. GPS tracker user manual

COMPETITORS' GUIDE MAP KILPAILIJOIDEN OPASKARTTA

**Prize-giving
ceremony/palkintojenjako**
Lahti harbour – Lahden satama

Parc Fermé - Finish

Start/Finish – Lähtö/Maali
Lahti harbour – Lahden satama

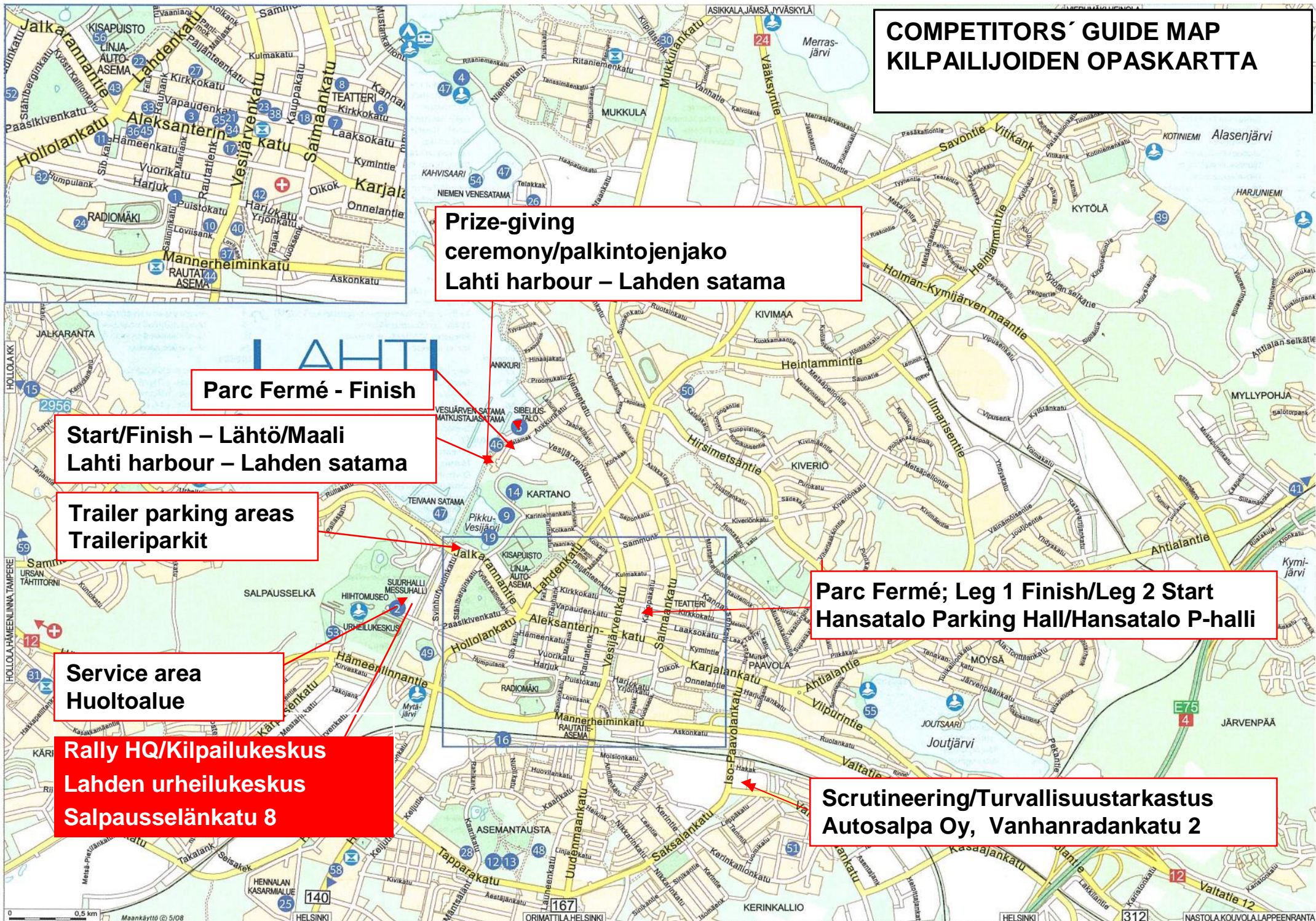
Trailer parking areas
Traileriparkit

Service area
Huoltoalue

Rally HQ/Kilpailukeskus
Lahden urheilukeskus
Salpausseläntie 8

Parc Fermé; Leg 1 Finish/Leg 2 Start
Hansatalo Parking Hall/Hansatalo P-halli

Scrutineering/Turvallisuustarkastus
Autosalpa Oy, Vanhanradankatu 2



Kilpailijan nro / **Competitor's nr**

ENNAKKOTUTUSTUMISTIETOLOMAKE RECONNAISSANCE INFO

1-ohjaaja/ driver	
Matkapuhelin/ mobile phone number	
2-ohjaaja/ co-driver	
Matkapuhelin/ mobile phone number	
Tutustumisauton merkki ja malli/ mark and model of the reconnaissance car	
Rekisterinumero/ registration number	Väri/ colour
HUOLTOAUTON YHTEYSTIEDOT/ CONTACT INFORMATION OF THE SERVICE STAFF	
Yhteyshenkilö/ contact person	
Matkapuhelin/ mobile phone number	

KILPAILUNAIKAINEN PUHELINNUMERO TEKSTIVIESTIJÄRJESTELMÄÄ VARTEN
MOBILE PHONE NUMBER DURING THE EVENT FOR THE INFORMATION TEXTMESSAGE SYSTEM

Matkapuhelin kuljettajille/ Mobile phone number to the drivers
Matkapuhelin huoltoon/ Mobile phone number to the service staff

PALAUTA TÄMÄ LOMAKE ASIAPAPERITARKISTUKSEN YHTEYDESSÄ!
PLEASE RETURN THIS FORM TO THE RALLY OFFICE DURING THE CHECK IN!

Allekirjoitus / **Signature**



Kilp.nro/Competitor nr

Driver

Co-driver

Names: _____

Car's Mark and model: _____

Class: _____

KUULUTTAJATIETOLOMAKE/ ANNOUNCER INFO

Kilpailijanumero
Competitor's number

1-ohjaajan nimi/ Driver's name

Seura/ Club/ Country

Ammatti/ Occupation

Ikä/ Age

2-ohjaajan nimi/ Co-driver's name

Seura/ Club/ Country

Ammatti/ Occupation

Ikä/ Age

Auton tiedot/ Car information

Tavoite Lahti Historic Rallyssa/ Target in the Lahti Historic Rally

Mietteitä kisan alla/ Thoughts before the rally

Yhteistyökumppanit/ Sponsors

Muuta erityistä kautta 2017 ajatellen/ Anything special for season 2017

Edellisten kausien saavutukset/ Achievements during the past seasons

**PALAUTA TÄMÄ LOMAKE ASIAPAPERITARKISTUKSEN YHTEYDESSÄ!
PLEASE RETURN THIS FORM TO THE RALLY OFFICE DURING THE CHECK IN!**

▣ Timing transponder

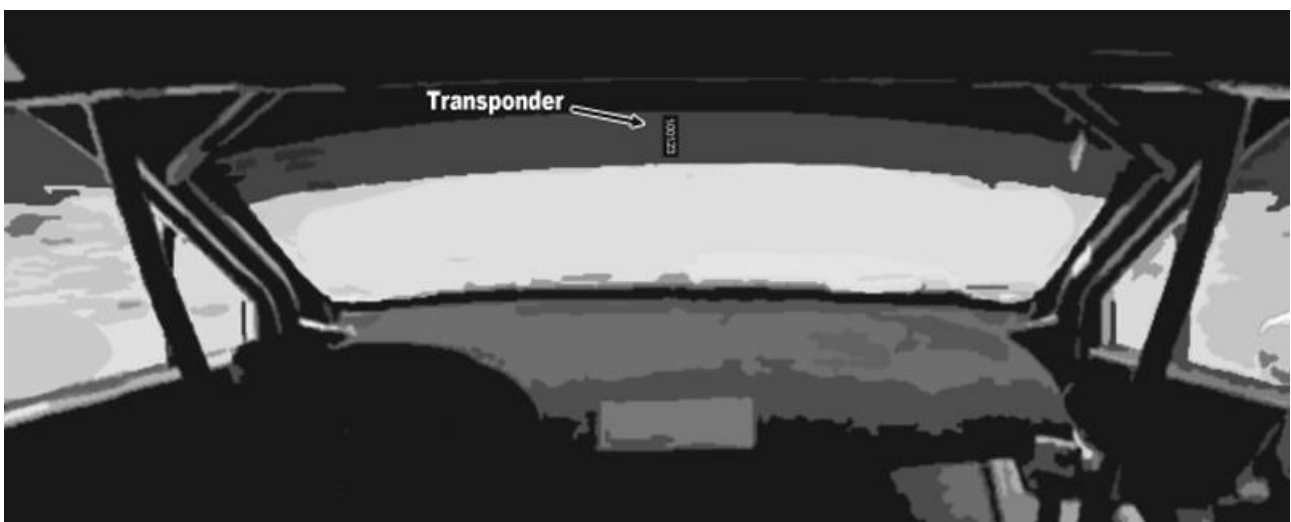
Timing transponder is used for event's official timing. The use of transponder doesn't require much from competitors, just follow these steps:

- Receive transponder at paper check
- Turn transponder on and install to race car before scrutineering.
- The led-light may be blanked with tape if necessary
- At the end of Leg 1, leave transponder at its place in the car. It will shut down automatically, **and needs to be put back on in the beginning of Leg 2.**
- If you retire friday but will continue in the Super Rally, keep the transponder in the car.
- The transponders are returned at TC in event Finish. In case of retirement, please return the transponder with the retirement notice to an official. If competitor fails to return the transponder, a fee of 200,00€ is charged from the competitor.

Starting and installing the transponder

The transponder has one button and a led light. By pushing the button transponder turns on, led flashes every three seconds.

Transponder is installed with the supplied sticker inside the car to middle of windscreen as shown on the image. **Do not attach transponder to roll cage.**



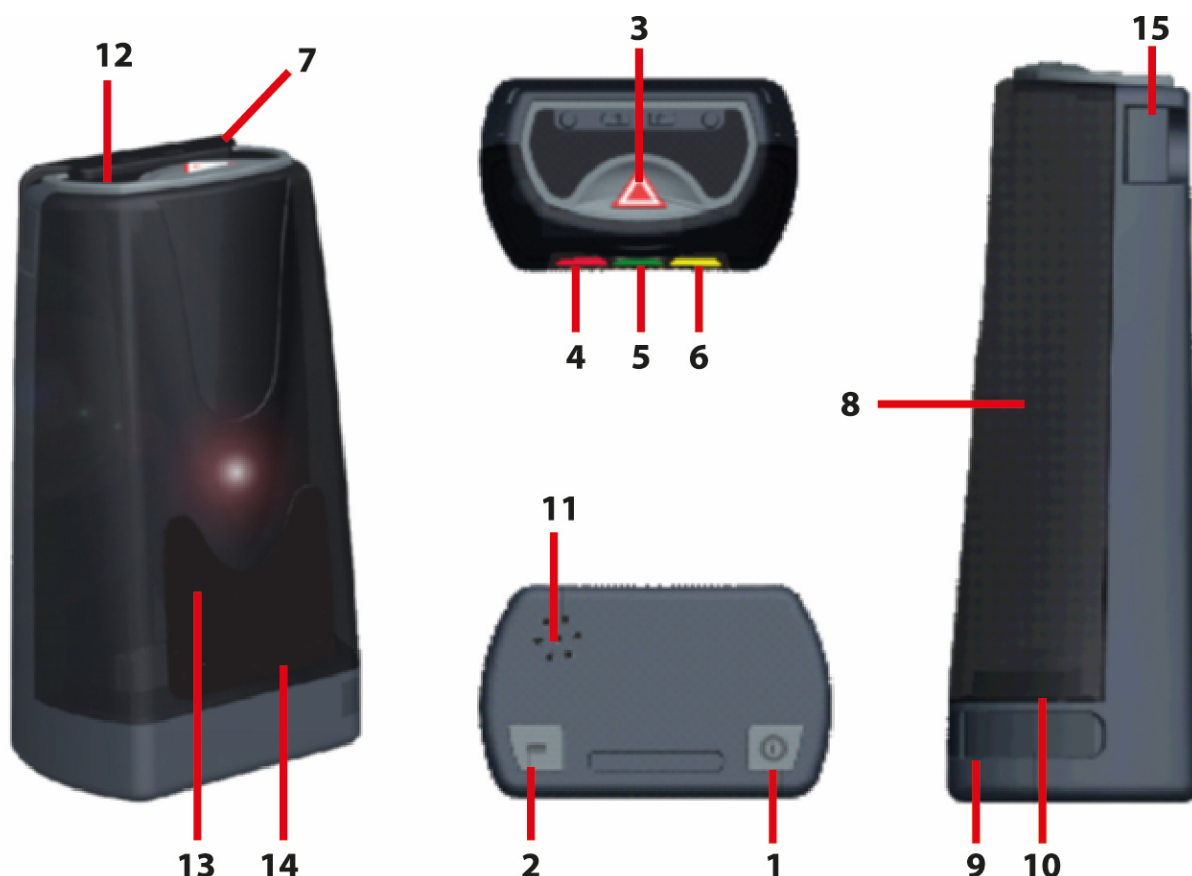
If there's any question about the device, please contact

Elmeri Mäki-Kulmala
+358403011400



Tracker GTS-200


Turvaseurantalaite – Safety Tracking Device



1. Pälle/pois – On/Off
2. Toimintopainike – Features button
3. Hätäpainike – Panic button
4. Punainen LED: laite ei valmis – Red LED: device not ready
5. Vihreä LED: vilkkuu = GSM-yhteys; palaa = ei GSM-yhteyttä
Green LED: blinks = GSM connected; light on all the time = no GSM connection
6. Kelt. LED: satelliittiyhteyden merkkivalo – Yellow LED: satellite connection indicator
7. GSM-antenni laitteen yläosassa – GSM-antenna on top of device
8. GPS-antenni laitteen keskellä – GPS antenna in the middle of the device
9. Latausliitin – Charger connection
10. Latauksen merkkivalo – Charger indicator LED
11. Mikrofoni – Microphone
12. Kaiutin – Loudspeaker
13. GSM-moduuli – GSM module
14. Akku – Battery
15. Akun irroitus – Battery release

Turvaseurantalaitteen asennus

Laitteet toimitetaan pienissä laukuissa, joita voi käyttää laitteen kiinnitykseen auton turvakaareen niiden ympäri menevällä tarranauhalla, nippusiteillä, irtoremmillä tai teipillä.



Laitteeseen kytketään virta painamalla virtanappulaa (1) kynällä tms. vähintään 2 sekunnin ajan. Kun laite käynnistyy, kaikki ledit palavat hetken aikaa. Sitten ne sammuvat ja vihreä ledi jää vilkkumaan GSM-yhteyden merkiksi.

Kilpailijoiden ei tarvitse sinänsä välittää näistä valoista, kunhan laitetta noudettaessa yhdessä toimitsijan kanssa tarkistatte, että laitteeseen on kytketty virta.

Riippumatta siitä laitetaanko laite vaaka- vai pystyasentoon, olennaista on asentaa se siten, että GPS-antenni (ks. kuva etusivulla) osoittaa kohti taivasta. Ei pitäisi haitata jos osoittaa sivulle, mutta alaspäin sitä ei saa laittaa.

Laite kannattaa sijoittaa mahdollisimman kauas kypäräpuhelimesta, että ei tule häiriötä (esim. takakaareen).

Hätänappi



Laitteen mukana toimitetaan hätänappi, jolla voidaan hätätilanteessa lähettää autosta tekstiviesti johtokeskukseen. Hätänapissa on kaksi nappulaa. Viestin lähettämiseksi voi painaa kumpaa tahansa.


Hätäviestin saa lähettää vain silloin, jos jompikumpi miehistön jäsenistä tai joku ulkopuolinen (esim. katsoja, kilpakumppani) on loukkaantunut ja tarvitsee lääkinnällistä apua.

Turvakatkaisija tulee sijoittaa autossa sellaiseen paikkaan, että molemmat kuljettajat pystyvät painamaan sitä irrottamatta tai löystyttämättä turvavöitään! Katkaisijan mukana tulee 3M DualLock -

teippiä, jolla katkaisijan voi kiinnittää. Kilpailun jälkeen tarra jää autoon kiinni, valmiina seuraavaa koitosta varten, mutta itse katkaisija on luonnollisestikin muistettava palauttaa yhdessä seurantalaitteen kanssa.

Safety Tracker Installation

The trackers are delivered in a small bag, which can be used for the installation to rollcage bars with the Velcro strap of the bag, with cable ties, duct tape or similar devices.



The device must be switched on by pushing the power switch (1) for at least 2 seconds with a pen or equivalent. When turned on, all LEDs will light for a while. Then they go off and the green LED will blink indicating GSM connection.

These lights do not concern the competitor as such, as long as you remember to control that the official has switched on the power on delivery.

Independent whether the unit will be installed vertically or horizontally, it is important to check that the GPS antenna is pointing up towards the sky (see picture on front page). If the antenna points to the side, it is not so dangerous, but definitely avoid pointing it towards the ground.

Please install the unit as far from the helmet intercom as possible, to avoid unnecessary disturbance (similar to GSM phone disturbance). Recommended places are any vertical or diagonal bars close to the rear or side windows.

Emergency switch



The tracking device will be delivered with an emergency switch, which can be used to send an SMS to Rally Control Centre. There are two buttons on the switch. You may press any one of these to send the message. **Emergency message may only be sent if a crew member or any third person has been injured and needs immediate medical attention.**

The emergency switch must be placed in the car so that both crew members can reach to it without opening or loosening their safety belts! The switch will be delivered with some 3M DualLock tape to be used for fastening the switch to the car. After the rally, you can leave

the tape to the car, ready for next event, but the switch must be returned together with the tracking device.